



5011609900
20020301



LES1

VFD-L

115V 200W-400W

230V 200W-2HP

Simple General Purpose AC Drive



ASIA
DELTA ELECTRONICS, INC.
TAOYUAN Plant/
31 - 1, SHIEN PAN ROAD,
KUEI SAN INDUSTRIAL ZONE
TAOYUAN SHIEN, TAIWAN, R.O.C
TEL:886-3-362-6301
FAX:886-3-362-7267
<http://www.deltaww.com/acdrives>

NORTH/SOUTH AMERICA
DELTA PRODUCTS CORPORATION
Sales Office/
P.O. Box 12173
5101 DAVIS DRIVE
RTP, NC 27709 U. S. A.
TEL:1-919-767-3800
FAX:1-919-767-3969
<http://www.deltaww.com/acdrives>

Delta

VFD - L

AC

. VFD - L

AC

AC

가

:

!

AC

VFD - L

! PCB

MOS

!

DC - link
" DISPLAY LED "

AC

가

AC

!

VFD - L

⊕

AC

!

U/T1, V/T2, W/T3

, 가 가

AC


1

VFD - L AC

AC

: 1HP 230V

AC



VFD 007 L 21 A

A :
B : EMI

11 : 115V
21 : 230V
23 : 230V 3
VFD - L

가
002 : 0.2kW
004 : 0.4kW
007 : 0.75kW
015 : 1.5kW
가

007L21A T 1 10 001

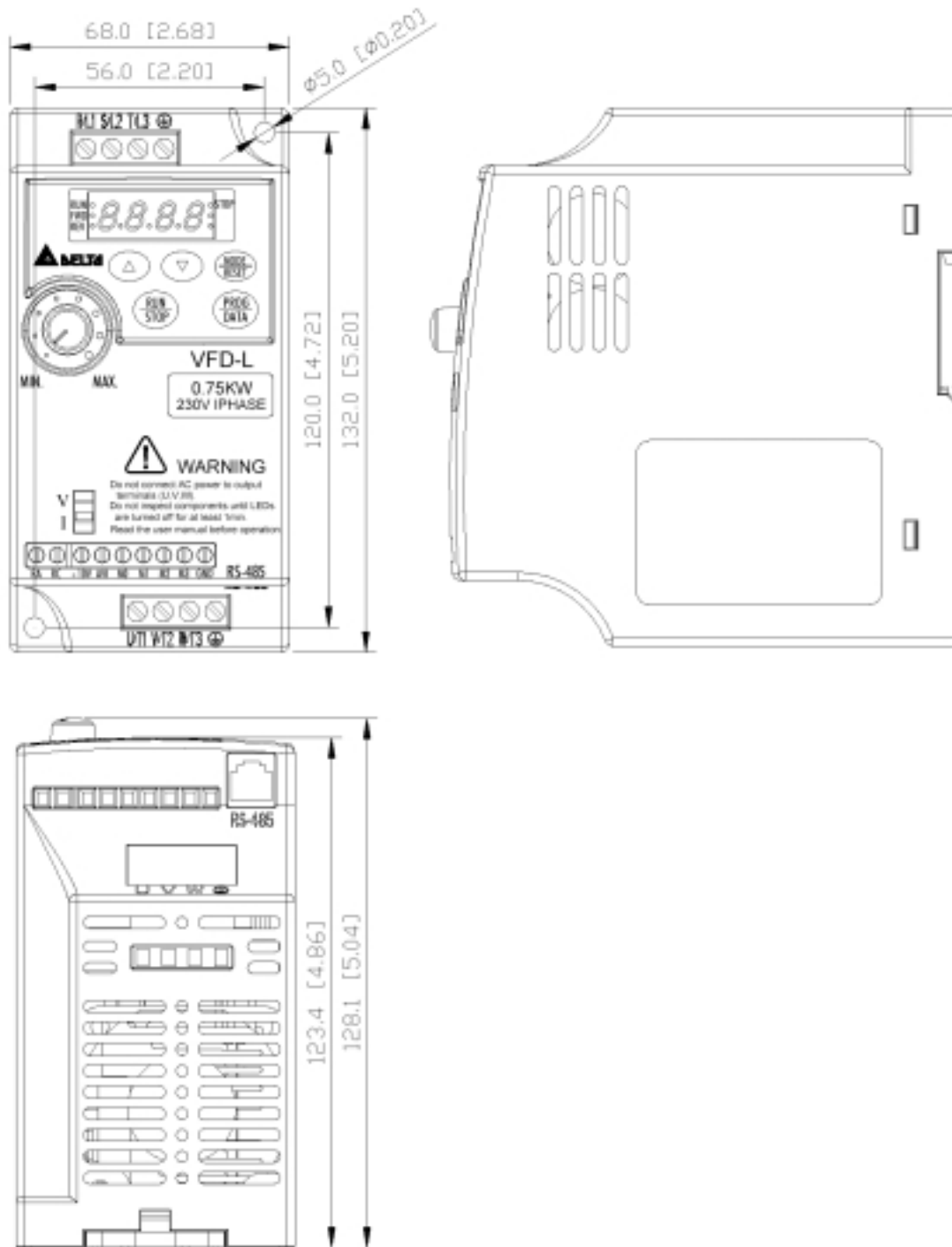
2001
(Taoyuan)

230V 1HP(0.75kW)

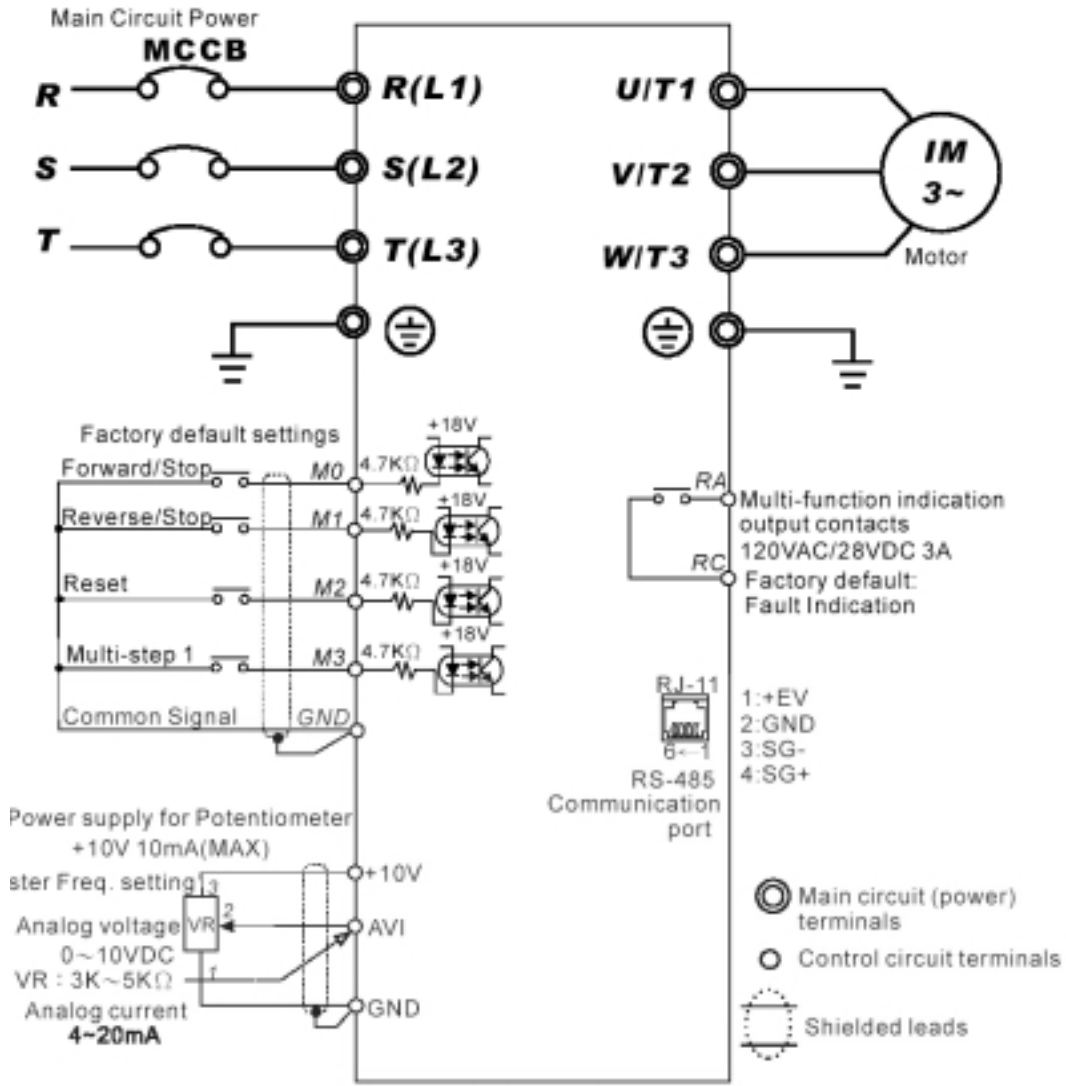
가

가

Dimension



. VFD - L



* : RS - 485

가

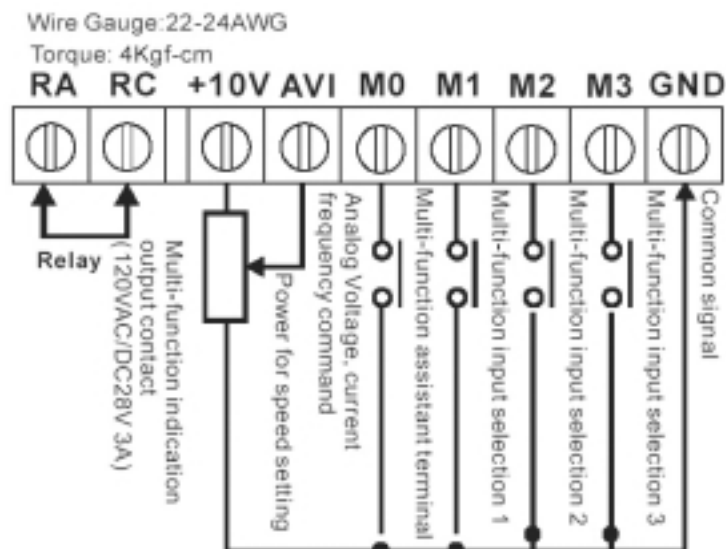
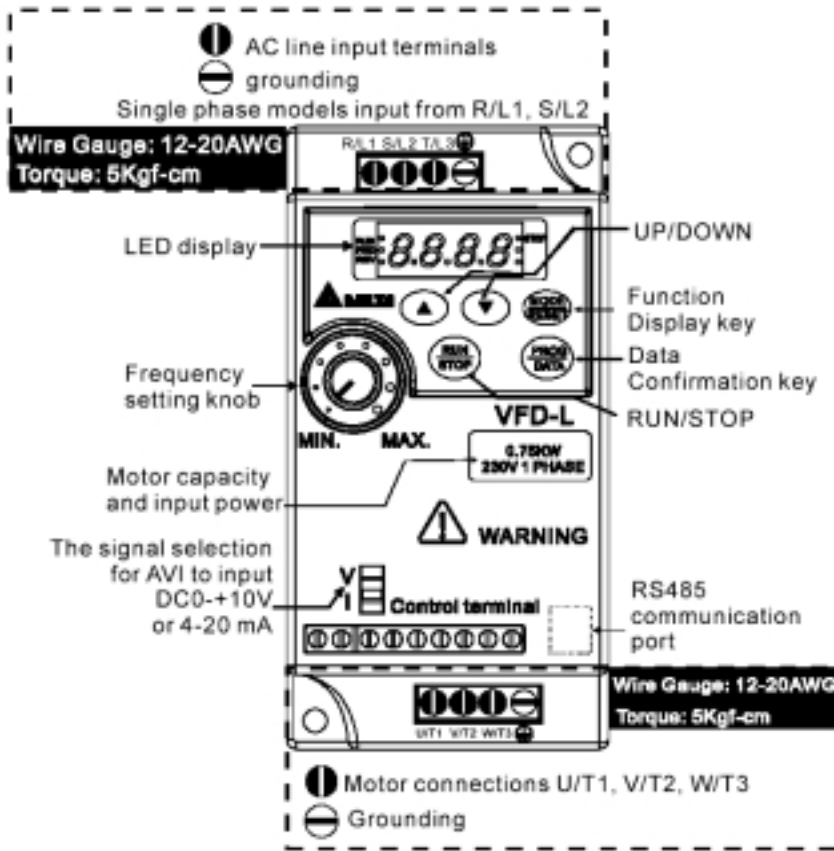
1 2 가 Copy Keypad

RS - 485

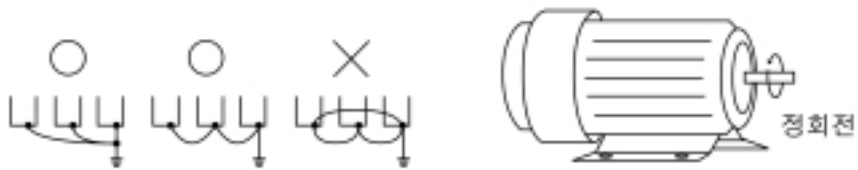
* AC VFD002L11A/B, VFD004L11A/B, VFD002L21B, VFD004L21B VFD007L21B
R/L1 S/L2

* AC VFD002L21A, VFD004L21A VFD007L21A 3 R/L1, S/L2, T/L3

* AC VFD015L23A



1. ⚠ : AC 가 U/T1, V/T2, W/T3 AC
2. ⚠ :
3. ,
4. AC
5. , AC .(0.1)
6. AWG/MCM 가
7. VFD-L . VFD-L



8. AC U/T1, V/T2, W/T3가 U, V, W , 가 ().
9. 가 AC 가
10. AC ,
11. AC 가 ,
- 12.
13. EMI 가 가 AC EMI
14. Load Reactor가 AC , AC U/T1, V/T2, W/T3 가 , I - C(Inductance - Capacitance) R - C(Resistance - Capacitance)
15. GFCI(Ground Fault Circuit Interrupt) 200mA 0.1 200mA

3

0:

	0-00	()	1: 40W 2: 100W 3: 200W 4: 400W 5: 750W 6: 1.5kW	
	0-01	()	40W: 0.4A 100W: 0.8A 200W: 1.6A 400W: 2.5A 750W: 4.2A 1.5K: 7.0A	
	0-02		10:	0
⚡	0-03	AC 가	0: F() 1: H() 2: U() 3: A()	0
⚡	0-04		0: (u) 1: (C) 2: (1=tt) 3: DC - BUS (U) 4: (E)	0
⚡	0-05	K	0.1 160	1.0
	0-06			##
	0-07		0 999	0
	0-08		0 999	0

1:

	1-00		50.0 400Hz	60.0
	1-01		10.0 400Hz	60.0
	1-02		2.0 255V	220
	1-03		1.0 400Hz	1.0
	1-04		2.0 255V	12.0
	1-05		1.0 60.0Hz	1.0
	1-06		2.0 255V	12.0
	1-07		1 110%	100
	1-08		0 100%	0.0
⚡	1-09	가 1(Tacc1)	0.1 600	10.0
⚡	1-10	1(Tdec1)	0.1 600	10.0
⚡	1-11	가 2	0.1 600	10.0

↗	1-12	2	0.1 600	10.0
↗	1-13	가	0.1 600	10.0
↗	1-14		0.0 600	10.0
↗	1-15		1.0Hz 400Hz	6.0
	1-16	가	0: 가 1: 가 , 2: 가 , 3: 가 4: 가 , , 5: 가 ,	0
	1-17	가 S	0 7	0
	1-18	S	0 7	0

2:

	2-00		0: 1: AVI 0 10V 2: AVI 4 20mA 3: V.R 4: RS-485	0
	2-01		0: 1: , 가 2: , 가 3: RS-485 , 가 4: RS-485 , 가	0
	2-02		0: Ramp 1: Coast	0
	2-03		3 10KHz	10
	2-04		0: 가 1: 가 2: 가	0
	2-05	ACI(4 20mA)	0: 0Hz 가 1: , EF 2:	0
	2-06		0: 가 1: 가	1

3:

	3-00		1.0 400Hz	1.0
	3-01		0 999	0
	3-02		0 999	0
	3-03	()	0: 1: AC 2: 3: 4: 5: Base - Block(B.B) 6: 7: AC 8: 9: 10: PLC 11: PLC 12: PLC 13: PLC 14: 15: 16:	8

4:

↗	4-00	bias	0.0 350Hz	0.0
↗	4-01	bias	0: +bias 1: - bias	0
↗	4-02		1 200%	100
	4-03	가	0: 1: 가 2: 가	0
	4-04	1 (M1)(d 0 d 20)	0: 1: M0: FWD/STOP M1: REV/STOP 2: M0: FWD/REV M1: RUN/STOP	1
	4-05	2(M2)	3: M0, M1, M2: 3 -	6
	4-06	3(M3) (d 0, d 4 d 20)	4: , Normally Open(N.O.) 5: , Normally Close(N.C.) 6: 7: 1 8: 2 9: 10: 가 11: 가 12: base - block(B.B.), Normally Open(N.O.) 13: base - block(B.B.), Normally Close(N.C.)	7

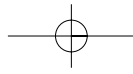
	4-06	3(M3) (d 0, d 4 d 20)	14: 가 15: 16: PLC 17: PLC 18: 19: 20: ACI /AVI	7
--	------	--------------------------	--	---

5: PLC

	5-00		0.0 400Hz	0.0
	5-01		0.0 400Hz	0.0
	5-02		0.0 400Hz	0.0
	5-03	PLC	0: PLC 가 1: 1 2: 3: 1 (STOP) 4: 1 (STOP)	0
	5-04	PLC /	0 15(0: 1:)	0
	5-05	0	0 65500	0
	5-06	1	0 65500	0
	5-07	2	0 65500	0
	5-08	3	0 65500	0

6:

	6-00		0: 가 350 410V	390
	6-01		0: 가 20 200%	170
	6-02		0: 가 1: 가 2: 가 3: 가 가 4: 가 가	0
	6-03		30 200%	150



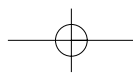
	6-04		0.1 10.0	0.1
	6-05		0: 0 1: 2:	0
	6-06		30 600	60
	6-07		0: 0	0
	6-08	가	1: oc() 2: ov()	
	6-09	가	3: oH() 4: oL()	
	6-10	가	5: oL1() 6: EF()	
	6-11	가	7; 8:	
	6-12	가	9: ocA() 10: ocd() 11: ocn()	

7:

	7-00		30 120%	85
	7-01		0 90%	50
	7-02		0 10	1
	7-03		0.0 10.0	0.0

8:

	8-00	DC	0 30%	0
	8-01	DC	0.0 60.0	0.0
	8-02	DC	0.0 60.0	0.0
	8-03	DC	0.0 400.0	0.0
	8-04		0: 1: 2:	0



	8-05		0.3 5.0	2.0
	8-06	B.B.	0.3 5.0	0.5
	8-07		30 200%	150
	8-08	1	0.0 400Hz	0.0
	8-09	1	0.0 400Hz	0.0
	8-10	2	0.0 400Hz	0.0
	8-11	2	0.0 400Hz	0.0
	8-12	3	0.0 400Hz	0.0
	8-13	3	0.0 400Hz	0.0
	8-14		0 10	0
	8-15	AVR	0: AVR 가 1: AVR 가 2: AVR 가	2
	8-16		350 450V	380
	8-17	DC	0.0 400Hz	0

9:

⚡	9-00		1 247	1
⚡	9-01		0: 4800 1: 9600 2: 19200	1
⚡	9-02		0: 1: Ramp 2: Coast 3:	0
⚡	9-03		0: 가 1 20: 1 20	0
⚡	9-04		ASCII 0: 7,N,2 1: 7,E,1 2: 7,O,1 3: 8,N,2 4: 8,E,1 5: 8,O,1 RTU 6: 8,N2 7: 8,E,1 8: 8,O,1	0

4

VFD-L AC 가 가 AC AC
 가 가 Pr.6-07 Pr.6-12

oc	AC 가	<ol style="list-style-type: none"> 1. HP가 AC 2. AC 3. 가 가 .(Pr.1 - 09, Pr.1 - 11) 4. 5. AC
ou	DC bus AC 가	<ol style="list-style-type: none"> 1. AC 2. 3. Bus 4. 가
oh	AC 가	<ol style="list-style-type: none"> 1. 가 2. 3. 4.
lu	AC 가 DC bus	
oli		<ol style="list-style-type: none"> 1. 가 2. 3. 4. Pr.7 - 00
ef	ON EF - GND가 OFF	EF - GND , (N.O.E.F.).
ol2	(Pr.6 - 03 Pr.6 - 05).	<ol style="list-style-type: none"> 1. 2.
ocR	가 : 1. 2. 3. 가 4. AC	<ol style="list-style-type: none"> 1. 가 2. Pr.7 - 02 3. 가 4. (HP) AC
ocd	1. 2. 3. AC	<ol style="list-style-type: none"> 1. 가 2. 3. (HP) AC

ocn	1. 2. 3. AC	1. 가 2. 3. (HP) AC
cf1	IC가	1. 2. AC 3. AC
cf2	IC	1. 가 2.
cf3		1. 2. AC 3. AC
HPF		
code		
cfA	가	가
CEI		1. AC 2.
bb	AC Base Block.	1. (B.B) , AC 2. 가 AC
ol	AC 가	1. 가 2. Pr.7 - 02 3. AC : AC 60 150%

		115V		230V			
VDF -	L A/B	002	004	002	004	007	015
	(kW)	0.2	0.4	0.2	0.4	0.7	1.5
	(KVA)	0.6	1.0	0.6	1.0	1.0	2.7
	(A)	1.6	2.5	1.6	2.5	4.2	7.0
	(V)						
	(Hz)	0.1 400Hz					
	(A)	6	9	4.9/1.9	6.5/2.7	9.7/5.1	/9
		90 132V 50/60Hz		180 264V 50/60Hz			180 264V 50/60Hz
		± 5%					
		SPWM(Sinusoidal Pulse Width Modulation, 3 10kHz)					
		0.1Hz					
		, ; 150%, 5Hz					
		150%, 1					
가		0.1 600 (가)					
V/F		가 V/F					
		20 200%					
		V.R					
		- 5K /0.5W, 0 +10VDC(47K); 4 20mA(250), 1 3(3 , JOG, UP/DOWN),					
		RUN, STOP					
		M0,M1,M2,M3 , RS - 485					
		0 3, , 가/ , / 가 , , , PLC , Base Block(NC, NO)					
		AC , , Non - Zero Base Block, , / , PLC					
		AVR, S- , , DC , , , , , DC , , , / , , , , ,					
		, , , , , , , 가					
		EMI					
		1,000m , 가 , , ,					
		- 10.C - 40.C(/)					
		- 20.C 60.C					
		90%RH ()					
		20Hz	9.80665m/s2(1.0G), 20			50Hz	5.88m/s2(0.6G)